



Your guide to registering and bidding

Buying at auction has never been easier

Step one: Create an iamsold online account

- Create watch lists with saved properties you are interested in
- View property specific Buyer Information Packs – these provide important information that you will want to consider before making a bid
- Keep track of your bidding activity
- Save Solicitor details for quick and easy instruction if you are the successful bidder
- Set up marketing preferences

<

>

iam sold

Property Auctions Explained

Buying at Auction

Selling At Auction

login / signup

BREADCRUMBS / BREADCRUMBS

Customer Registration

Please complete the form below to create an iamsold account.

FIRST NAME*

First name

LAST NAME*

Last name

TELEPHONE*

Contact number

EMAIL ADDRESS*

Enter email address

ABOUT YOU*

Please select

PASSWORD*

xxxxxxx

CONFIRM PASSWORD*

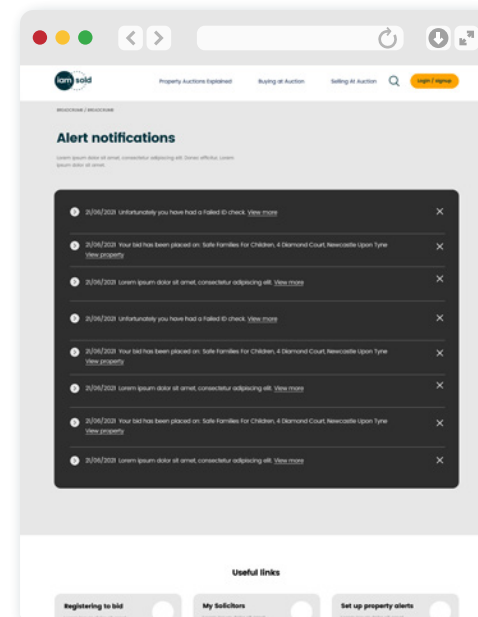
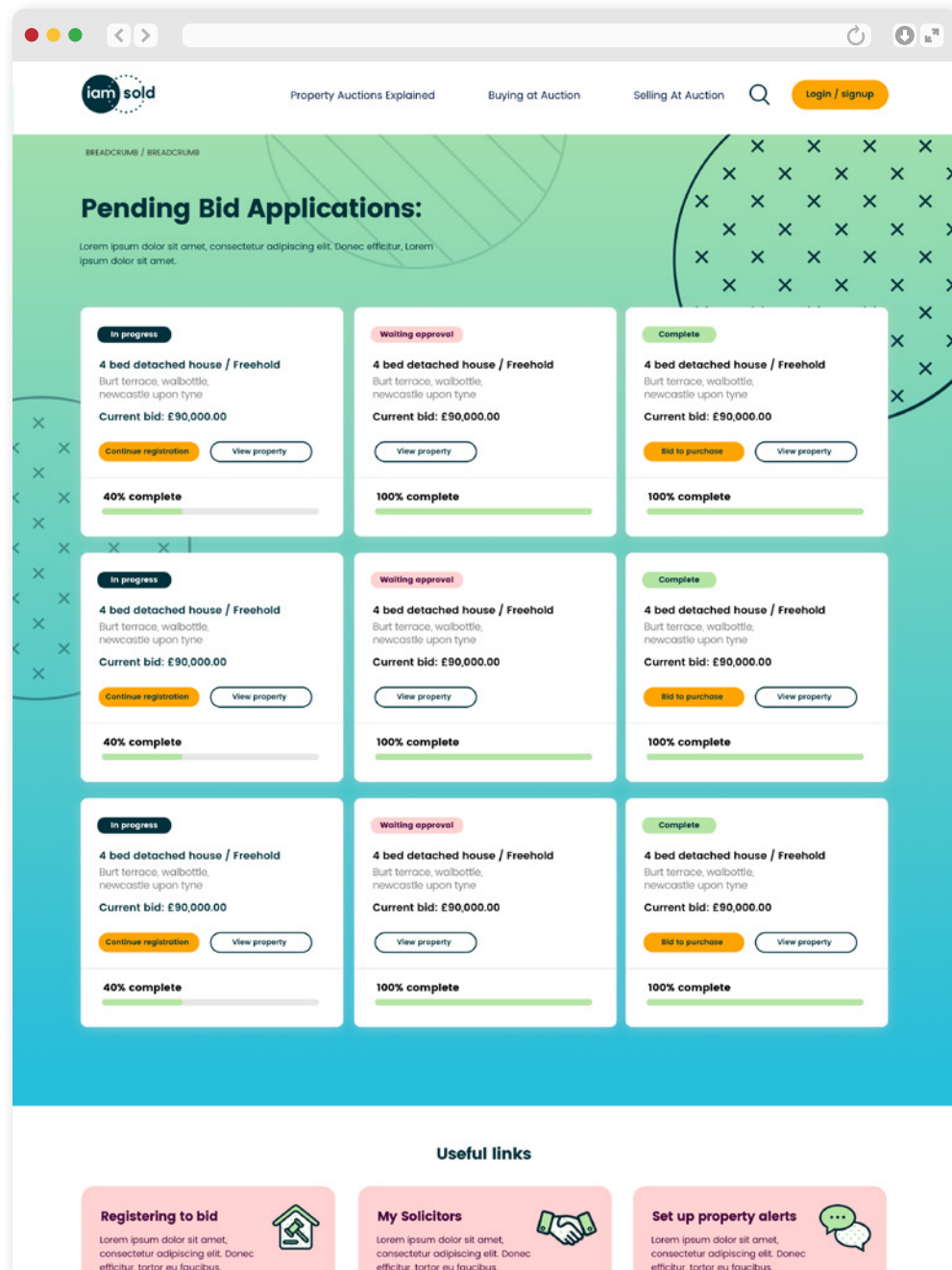
Enter password

SECURITY QUESTION*

Very weak

[illegible]

You can see additional information such as watch lists, pending bid applications, won properties and notifications relating to properties you have saved or are bidding on.



Step two: Preparing to bid



Important! Before bidding we always recommend viewing any property you are considering. You can book your viewing through the Estate Agent and afterwards our team will be in touch to discuss your feedback and potential interest in bidding.

If you plan to bid, you need to carry out your own research before proceeding. To help you, each property has a Buyer Information Pack, and we highly recommend that this information is reviewed carefully before bidding. It's also advisable to review the pack with a Solicitor.

To download the pack, just log in and you will see an option to download on the property page.

Information will be available about how your chosen property is being sold; this will either be via Traditional or Modern Method of Auction.

You need to ensure you can meet the requirements of the auction terms and conditions before bidding, specifically ensuring you have the necessary funds available for any deposit/fees.



Step three: Registering to bid on a property

To register to bid, you need to log in to your account and go to the property you are interested in. From here, there is an option to “Bid to purchase”.

You will be taken through an online process to complete the registration.

The screenshot shows the 'Confirm Details' step of the registration process. The header includes the 'iam sold' logo and navigation links: 'Property Auctions Explained', 'Buying At Auction', 'Selling At Auction', a search icon, and a 'login / signup' button. A progress bar at the top indicates five steps: 1 Confirm Details (active), 2 Solicitor Details, 3 Terms of Purchase, 4 Payment, and 5 ID Check. The main content area is titled 'Confirm Details' and contains a placeholder text. Below this is a section titled 'Your Details & Address' with several form fields: 'TITLE*' (dropdown with 'Mr' selected), 'FIRST NAME*' (text input), 'LAST NAME*' (text input), 'TELEPHONE*' (text input), 'EMAIL ADDRESS*' (text input), 'RESIDENTIAL ADDRESS*' (text input with a location pin icon), 'D.O.B*' (text input), 'OCCUPATION*' (dropdown with 'Please select'), and 'ABOUT YOU*' (dropdown with 'Please select').

a. Confirm your details

The screenshot shows the 'Solicitor Details' step of the registration process. The header is identical to the previous step. The progress bar shows '2 Solicitor Details' as the active step. The main content area is titled 'Solicitor Details' and contains a placeholder text. Below this is a section titled 'Select a solicitor you have added' with three cards, each representing a solicitor with a name, address, and phone number, and a 'Select' button. To the right of these cards is a dark blue box with the text 'would you like to receive a quote from move butler?' and a 'Make a request' button. Below the cards is a section titled 'Alternatively select from the drop down or add solicitor details manually' with a 'SELECT A SOLICITOR' dropdown menu and a link to 'Add a solicitor manually'. At the bottom is a section titled 'Solicitor Details & Address'.

b. Provide Solicitor details
You can add a Solicitor or request a quote.

The screenshot shows the 'Terms of Purchase' step of the registration process. The header is identical to the previous steps. The progress bar shows '3 Terms of Purchase' as the active step. The main content area is titled 'Terms of Purchase' and contains a placeholder text. Below this are three checkboxes with labels: 'I have read and understood the Fees and charges that apply to the purchase of this property', 'I agree to the Terms and conditions that apply to the purchase of this property', and 'I have viewed and understood the Buyer information pack provided for this property'. To the right of these checkboxes are three dark blue boxes with the text 'Sample reservation agreement', 'Buyer information pack', and 'Fees & Charges Explained', each with a 'Download' button. Below these boxes is a large white box with the text 'AGREEMENT AND DECISION'. At the bottom of the page are two buttons: 'Previous section' and 'Next step'.

c. Review terms
Review and agree to the Terms & Conditions and sign the Reservation Agreement.

d. Verify your identity

You will receive an email with a link to complete the easy online process (powered by CREDAS) which involves taking a selfie and uploading ID documents, so it can all be done from the comfort of your own home with a laptop or smartphone.

Step four: Placing your bids

Once you're approved to bid on the property, you will be notified that your registration has been successful. You can also check on the status of your registration in your online dashboard.

When you are ready to place your bid, you can place a single bid and a clear breakdown of any applicable fees will be shown before you confirm your bid, for complete transparency and reassurance.

There is also the option to set up Automatic Bidding. Automatic Bidding allows you to set a maximum bid and the system will place bids automatically on your behalf if you are outbid, in set increments, until your maximum bid is reached. It's a good way to make sure you don't miss out on the property if you can't be online to bid and ensure you don't get carried away in the excitement of the live auction!

Bid to purchase

YOUR BID: £130,000 YOUR MAXIMUM BID: £150,000

☒ Allow Automatic Bidding with a Maximum Bid
[What is automatic bidding?](#)

YOUR BID:	£130,000
BID FEE (INCLUDES VAT)	£6,000.00
BUYERS INFORMATION PACK FEE (INCLUDES VAT)	£300.00
TOTAL COST IF WINNING BID	£136,300.00

The bid fee will increase with your automatic bids.

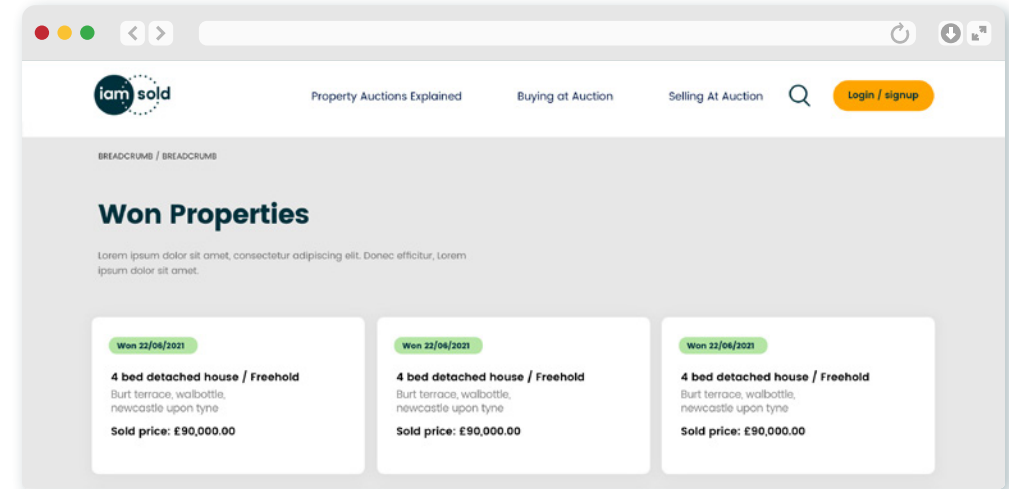
Confirm bid



Proxy bidding! In addition to the option to set up automatic bidding, you can also set up Proxy Bidding as part of the registration process. This is where you give permission for **iamsold** to bid on your behalf, in the instance you are unavailable during the live auction period. For example, you might be on holiday, or somewhere with unreliable internet connectivity.

Step five: You're the winning bidder

If you're the winning bidder you'll be notified once the auction ends. You can also easily find any properties you've won in your dashboard.



We will need to take payment of your Reservation Fee or Reservation Deposit within 2 hours of the auction ending. **Failure to make this payment may result in the sale being withdrawn.**

Traditional Auction Example:

Winning bid = £200,000

- + Deposit (10% of sale price) = **£20,000**
- + Reservation Fee (typically 4.2% but min. of £6,000) = **£8,400**
- + Buyer Information Pack Fee = **£300**

Total to pay within 2 hours of auction ending: £28,700

Modern Method of Auction Example:


Winning bid = £230,000

- + Reservation Fee (typically 4.2% but min. of £6,000) = **£9,600**
- + Buyer Information Pack Fee = **£300**

Total to pay within 2 hours of auction ending: £9,900

In both instances, the balance of the sale price will be payable to the sellers Solicitor.

A member of the **iamsold** team will be in touch to explain next steps but you will need to instruct your Solicitor so they can progress the sale for you within the agreed timescale detailed in the Auction Terms and Conditions.



† 0345 646 0302

e enquiries@iamsold.co.uk

w iamsold.co.uk

The Auction Department is the Trading Name of iamsold Ltd.
Registered Company in England and Wales,
Company Number: 7051399 VAT REG: 319160025